



Enhance Home Décor
with
Beautiful Fans



Enhance Your Lifestyle

With the Next-Gen BLDC Fans

Session 1

Understanding the BLDC Fans Category



Saves 65% Electricity with BLDC Technology

BLDC (Brushless Direct Current) motors are efficient, generate less friction, consume 28-30 watts and provide up to 65% electricity savings over induction fans.



High on Style with Aerodynamic Design

Kühl BLDC Fans are high on style and redefine elegance with their Designs, Down Lights, Night Lights (White, Warm White and Yellow) and 3-8 Aerodynamic Blades for high airflow. They not only add style to room interiors but also to your lifestyle.



Low Noise for Silent Comfort

Traditional induction fans are noisy, whereas
Kühl BLDC Fans have aerodynamic blades which provide high air delivery at low
noise for silent and peaceful comfort.



Operates On: Remote, IoT/Wi-Fi, Smartphone and Voice Command

Kühl BLDC Fans operate on remote and smartphone. The fans are voice-enabled, compatible with Amazon Alexa, Wi-Fi enabled, and support multi-fan control.



Reverse Mode for Winters

To make your winters more comfortable, Kühl BLDC Fans come with reverse mode which rotates clockwise to circulate warm air (generated through room heaters, etc.), ensuring even heat distribution and enhancing comfort throughout.

We are present in 3 Consumer
Segments

DESIGNER RANGE

Kühl CENTAURI SERIES

Kühl CENTAURI 8



BLDC
TECHNOLOGY

5
YEAR
WARRANTY
ON BLDC MOTOR
2
YEAR



TEAK
119183T

Kühl CENTAURI 8

SWEEP (MM)	POWER (W)	AIR DELIVERY (CMM)	SPEED (RPM)
1800	35	340	104



Low Noise & High Airflow



Operates On: Remote, Smartphone, Wi-Fi/IoT, Alexa



Chandelier - 35 Watts



8 Aerodynamic ABS Blades



65% Electricity Saving BLDC Technology



Reverse Mode for Winters

View video to know more



Kühl CENTAURI 6



BLDC
TECHNOLOGY

VICTORY
5
STAR
ON BLDC MOTOR
2 YEAR



TEAK
119182T

Kühl CENTAURI 6



Low Noise & High Airflow



Operates On: Remote,
Smartphone, Wi-Fi/IoT, Alexa



Chandelier - 35 Watts



6 Aerodynamic ABS Blades



65% Electricity Saving
BLDC Technology



Reverse Mode for Winters

SWEEP (MM)	POWER (W)	AIR DELIVERY (CMM)	SPEED (RPM)
1670	37	282	126

View video to
know more



Kühl CENTAURI 5



CML- 8800112515
For BIS certification details,
please visit www.bis.gov.in



TEAK
119181T



Kühl CENTAURI 5

SWEEP (MM)	POWER (W)	AIR DELIVERY (CMM)	SPEED (RPM)
1320	38	250	150

 Low Noise & High Airflow

 Operates On: Remote, Smartphone, Wi-Fi/IoT, Alexa

 Chandelier - 35 Watts

 5 Aerodynamic ABS Blades

 65% Electricity Saving BLDC Technology

 Reverse Mode for Winters

View video to know more



Kühl POLARIZ SERIES

Kühl POLARIZ SUPER 72





TEAK
119172T

Kühl POLARIZ SUPER 72

 Low Noise & High Airflow

 Operates On: Remote, Smartphone, Wi-Fi/IoT, Alexa

 Down Light and Night Light in 3 colour options

 8 Aerodynamic ABS Blades

 65% Electricity Saving BLDC Technology

 Reverse Mode for Winters

SWEEP (MM)	POWER (W)	AIR DELIVERY (CMM)	SPEED (RPM)
1800	35	340	104

View video to know more



Kühl POLARIZ GOLD 72





BLACK
119171K



Kühl POLARIZ GOLD 72



Low Noise & High Airflow



Operates On: Remote, Smartphone, Wi-Fi/IoT, Alexa



Down Light in 3 Colour Options



8 Aerodynamic Blades



65% Electricity Saving BLDC Technology



Reverse Mode for Winters

SWEEP (MM)	POWER (W)	AIR DELIVERY (CMM)	SPEED (RPM)
1800	35	340	83

View video to know more



Kühl POLARIZ STAR 66





TEAK
119173T

Kühl POLARIZ STAR 66

 Low Noise & High Airflow

 Operates On: Remote, Smartphone, Wi-Fi/IoT, Alexa

 Down Light in 3 Colour Options

 8 Aerodynamic ABS Blades

 65% Electricity Saving BLDC Technology

 Reverse Mode for Winters

SWEEP (MM)	POWER (W)	AIR DELIVERY (CMM)	SPEED (RPM)
1550	35	315	108

View video to know more



Kühl PLATIN SERIES

Kühl PLATIN D8



CML-8800112515
For BIS certification details,
please visit www.bis.gov.in



WHITE
119036W



Kühl PLATIN D8



Low Noise & High Airflow



Operates On: Remote, Smartphone, Wi-Fi/IoT, Alexa



8 Aerodynamic ABS Blades



65% Electricity Saving BLDC Technology



Down Light in 3 Colour Options



Reverse Mode for Winters



BROWN
119036B



TEAK
119036T

SWEEP (MM)	POWER (W)	AIR DELIVERY (CMM)	SPEED (RPM)
1500	38	280	101
1200	29	220	127

View video to know more



Kühl PLATIN STAR





TEAK
119039T

Kühl PLATIN STAR



Low Noise & High Airflow



Operates On: Remote, Smartphone, Wi-Fi/IoT, Alexa



Down Light in 3 Colour Options



8 Aerodynamic ABS Blades



65% Electricity Saving BLDC Technology



Reverse Mode for Winters

SWEEP (MM)	POWER (W)	AIR DELIVERY (CMM)	SPEED (RPM)
1650	35	315	118

View video to know more



Kühl LUXUS SERIES

Kühl LUXUS C5



CML-8800112515
For BIS certification details,
please visit www.bis.gov.in



WHITE
119026W



Low Noise & High Airflow



5 Aerodynamic ABS Blades



Down Light & Night Light
in 3 Colour Options



Operates On: Remote,
Smartphone, Wi-Fi/IoT, Alexa



65% Electricity Saving
BLDC Technology



Reverse Mode for Winters

Kühl LUXUS C5



BROWN
119026B



TEAK
119026T

SWEEP (MM)	POWER (W)	AIR DELIVERY (CMM)	SPEED (RPM)
1320	38	250	150
1200	29	220	172

View video to
know more



Kühl LUXUS PLUS



CML- 8800112515
For BIS certification details,
please visit www.bis.gov.in



TEAK
119027T



Kühl LUXUS PLUS



Low Noise & High Airflow



Operates On: Remote, Smartphone, Wi-Fi/IoT, Alexa



Down Light in 3 Colour Options



5 Aerodynamic ABS Blades



65% Electricity Saving BLDC Technology



Reverse Mode for Winters

SWEEP (MM)	POWER (W)	AIR DELIVERY (CMM)	SPEED (RPM)
1400	32	245	178

View video to know more



Kühl LUXUS SUPER



CML- 8800112515
For BIS certification details,
please visit www.bis.gov.in



TEAK
119028T



Kühl LUXUS SUPER



Low Noise & High Airflow



Operates On: Remote, Smartphone, Wi-Fi/IoT, Alexa



Down Light in 3 Colour Options



5 Aerodynamic Plywood Blades



65% Electricity Saving BLDC Technology



Reverse Mode for Winters

SWEEP (MM)	POWER (W)	AIR DELIVERY (CMM)	SPEED (RPM)
1320	30	225	235

View video to know more



Kühl LUXUS STAR



GML-8800112515
For BIS certification details,
please visit www.bis.gov.in



TEAK
119030T



Kühl LUXUS STAR

 Low Noise & High Airflow

 Operates On: Remote, Smartphone, Wi-Fi/IoT, Alexa

 Down Light in 3 Colour Options

 5 Aerodynamic ABS Blades

 65% Electricity Saving BLDC Technology

 Reverse Mode for Winters

SWEEP (MM)	POWER (W)	AIR DELIVERY (CMM)	SPEED (RPM)
1400	32	245	216

View video to know more



Kühl LUXUS TWIST



CML- 8800112515
For BIS certification details,
please visit www.bis.gov.in



TEAK
119029T

Kühl LUXUS TWIST



Low Noise & High Airflow



Operates On: Remote, Smartphone, Wi-Fi/IoT, Alexa



Down Light in 3 Colour Options



5 Aerodynamic ABS Blades



65% Electricity Saving BLDC Technology



Reverse Mode for Winters

SWEEP (MM)	POWER (W)	AIR DELIVERY (CMM)	SPEED (RPM)
1320	30	225	219

View video to know more



Kühl GALAXIS SERIES

Kühl GALAXIS G8



CML- 8800112515
For BIS certification details,
please visit www.bis.gov.in





WHITE
119013W



Kühl GALAXIS G8



Low Noise & High Airflow



Operates On: Remote, Smartphone, Wi-Fi/IoT, Alexa



8 Aerodynamic ABS Blades



65% Electricity Saving BLDC Technology



Down Light in 3 Colour Options



Reverse Mode for Winters



BROWN
119013B



TEAK
119013T

SWEEP (MM)	POWER (W)	AIR DELIVERY (CMM)	SPEED (RPM)
1740	37	285	105
1500	38	280	119

View video to know more



Kühl GALAXIS G6



CML- 8800112515
For BIS certification details,
please visit www.bis.gov.in



WHITE
119012W



Kühl GALAXIS G6



Low Noise & High Airflow



Operates On: Remote, Smartphone, Wi-Fi/IoT, Alexa



6 Aerodynamic ABS Blades



65% Electricity Saving BLDC Technology



Down Light in 3 Colour Options



Reverse Mode for Winters



BROWN
119012B



TEAK
119012T

SWEEP (MM)	POWER (W)	AIR DELIVERY (CMM)	SPEED (RPM)
1670	37	282	126
1400	32	245	142

View video to know more



Kühl GALAXIS STAR G6



CML- 8800112515
For BIS certification details,
please visit www.bis.gov.in



TEAK
119017T

Kühl GALAXIS STAR G6

 Low Noise & High Airflow

 Operates On: Remote, Smartphone, Wi-Fi/IoT, Alexa

 Down Light in 3 Colour Options

 6 Aerodynamic ABS Blades

 65% Electricity Saving BLDC Technology

 Reverse Mode for Winters

SWEEP (MM)	POWER (W)	AIR DELIVERY (CMM)	SPEED (RPM)
1400	32	245	200

View video to know more



Kühl TWIST SERIES

Kühl TWIST L3



CML-8800112515
For BIS certification details,
please visit www.bis.gov.in



WHITE
119121W



Low Noise & High Airflow



Operates On: Remote, Smartphone, Wi-Fi/IoT, Alexa



3 Aerodynamic ABS Blades



65% Electricity Saving BLDC Technology



Down Light in 3 Colour Options



Reverse Mode for Winters



BROWN
119121B



TEAK
119121T

SWEEP (MM)	POWER (W)	AIR DELIVERY (CMM)	SPEED (RPM)
1320	30	260	175

View video to know more



2nd Session

PREMIUM RANGE

Kühl MERIDIAN SERIES

Kühl MERIDIAN M1



CML-8800112515
For BIS certification details,
please visit www.bis.gov.in



WHITE
119141W



Kühl MERIDIAN M1



Low Noise & High Airflow



Operates On: Remote



3 Aerodynamic ABS Blades



65% Electricity Saving
BLDC Technology



Down Light in 3 Colour Options



Reverse Mode for Winters



BROWN
119141B



TEAK
119141T



BLACK
119141K

SWEEP (MM)	POWER (W)	AIR DELIVERY (CMM)	SPEED (RPM)
1200	30	225	285

View video to know more



Kühl MERIDIAN M2



CML- 8800112515
For BIS certification details,
please visit www.bis.gov.in



WHITE
119142W



Kühl MERIDIAN M2



Low Noise & High Airflow



Operates On: Remote



3 Aerodynamic ABS Blades



65% Electricity Saving
BLDC Technology



Reverse Mode for Winters



BROWN
119142B

SWEEP (MM)	POWER (W)	AIR DELIVERY (CMM)	SPEED (RPM)
1200	30	225	285

View video to know more



Kühl MERIDIAN M3



CML- 8800112515
For BIS certification details,
please visit www.bis.gov.in



WHITE
119143W



Kühl MERIDIAN M3



Low Noise & High Airflow



Operates On: Remote



3 Aerodynamic ABS Blades



65% Electricity Saving
BLDC Technology



LED Speed Display



Reverse Mode for Winters



BROWN
119143B



BLACK
119143K

SWEEP (MM)	POWER (W)	AIR DELIVERY (CMM)	SPEED (RPM)
1200	30	225	285

View video to know more



Kühl MERIDIAN M53



CML- 8800112515
For BIS certification details,
please visit www.bis.gov.in



TEAK
119144T

Kühl MERIDIAN M53



Low Noise & High Airflow



Operates On: Remote



Reverse Mode for Winters



3 Aerodynamic ABS Blades



65% Electricity Saving
BLDC Technology

SWEEP (MM)	POWER (W)	AIR DELIVERY (CMM)	SPEED (RPM)
1400	32	245	260

View video to know more



Kühl MERIDIAN M55



CML- 8800112515
For BIS certification details,
please visit www.bis.gov.in





TEAK
119145T

Kühl MERIDIAN M55



Low Noise & High Airflow



Operates On: Remote



Reverse Mode for Winters



5 Aerodynamic ABS Blades



65% Electricity Saving
BLDC Technology

SWEEP (MM)	POWER (W)	AIR DELIVERY (CMM)	SPEED (RPM)
1400	32	245	220

View video to know more



Kühl GLANZ SERIES

Kühl GLANZ F3



CML- 8800112515
For BIS certification details,
please visit www.bis.gov.in



WHITE
119051W



Kühl GLANZ F3



Low Noise & High Airflow



Operates On: Remote,
Smartphone, Wi-Fi/IoT, Alexa



3 Aerodynamic ABS Blades



65% Electricity Saving
BLDC Technology



Down Light in 3 Colour Options



Reverse Mode for Winters



BROWN
119051B



TEAK
119051T

SWEEP (MM)	POWER (W)	AIR DELIVERY (CMM)	SPEED (RPM)
1320	30	225	215

View video to
know more



Kühl JUWEL SERIES

Kühl JUWEL J3



CML- 8800112515
For BIS certification details,
please visit www.bis.gov.in





WHITE
119101W



Kühl JUWEL J3



Low Noise & High Airflow



Operates On: Remote



3 Aerodynamic Blades



65% Electricity Saving
BLDC Technology



Down Light in 3 Colour Options



ESPRESSO
119101E

SWEEP (MM)	POWER (W)	AIR DELIVERY (CMM)	SPEED (RPM)
1200	29	220	350

View video to know more



Kühl RITZZ SERIES

Kühl RITZZ R3



CML-8800112515
For BIS certification details,
please visit www.bis.gov.in





WHITE
119131W



Kühl RITZZ R3



Low Noise & High Airflow



Operates On: Remote,
Smartphone, Wi-Fi/IoT, Alexa



3 Aerodynamic ABS Blades



65% Electricity Saving
BLDC Technology



Down Light in 3 Colour Options



Reverse Mode for Winters



BROWN
119131B

SWEEP (MM)	POWER (W)	AIR DELIVERY (CMM)	SPEED (RPM)
1320	30	260	234

View video to
know more



Kühl WINDZZ SERIES

Kühl WINDZZ K3



GML-8800112515
For BIS certification details,
please visit www.bis.gov.in



WHITE
119091W



Kühl WINDZZ K3



Low Noise & High Airflow



Operates On: Remote, Smartphone, Wi-Fi/IoT, Alexa



3 Aerodynamic ABS Blades



65% Electricity Saving BLDC Technology



Down Light in 3 Colour Options



Reverse Mode for Winters



BROWN
119091B

SWEEP (MM)	POWER (W)	AIR DELIVERY (CMM)	SPEED (RPM)
1320	38	250	216

View video to know more



3rd Session

STANDARD RANGE

Kühl BRISE SERIES

Kühl BRISE STAR E5-DUO



CML- 8800112515
For BIS certification details,
please visit www.bis.gov.in



Kühl BRISE STAR E5-DUO



WHITE
119049W



Low Noise & High Airflow



Operates On: Remote,
and Regulator



5 Aerodynamic Blades



65% Electricity Saving
BLDC Technology



ESPRESSO
119049E

SWEEP (MM)	POWER (W)	AIR DELIVERY (CMM)	SPEED (RPM)
1320	30	225	188

View video to
know more



Kühl BRISE STAR E3-DUO



GML-8800112515
For BIS certification details,
please visit www.bis.gov.in



Kühl BRISE STAR E3-DUO

WHITE
119211W



Low Noise & High Airflow



Operates On: Remote,
and Regulator



3 Aerodynamic Blades



65% Electricity Saving
BLDC Technology



ESPRESSO
119211E

SWEEP (MM)	POWER (W)	AIR DELIVERY (CMM)	SPEED (RPM)
1200	29	220	350

View video to
know more



Kühl ARCTIS SERIES

Kühl ARCTIS A9



CML- 8800112515
For BIS certification details,
please visit www.bis.gov.in



WHITE
119265W



Kühl ARCTIS A9



Low Noise & High Airflow



Operates On: Remote



3 Aerodynamic Blades



65% Electricity Saving
BLDC Technology



Down Light in 3 Colour Options



ESPRESSO
119265E

SWEEP (MM)	POWER (W)	AIR DELIVERY (CMM)	SPEED (RPM)
1200	29	220	350

View video to know more





Kühl ARCTIS A8



SILVER MIST
119068S



MATTE BLACK
119068K



CML- 8800112515
For BIS certification details,
please visit www.bis.gov.in





WHITE
119068W



Kühl ARCTIS A8



Low Noise & High Airflow



Operates On: Remote



3 Aerodynamic Blades



65% Electricity Saving
BLDC Technology



LED Speed Display



ESPRESSO
119068E



PINE WOOD
119068P

SWEEP (MM)	POWER (W)	AIR DELIVERY (CMM)	SPEED (RPM)
1200	29	220	350

View video to know more



Kühl PRIMA SERIES

Kühl PRIMA A3-DUO



CML- 8800112515
For BIS certification details,
please visit www.bis.gov.in



WHITE
119113W



Kühl PRIMA A3-DUO



Low Noise & High Airflow



Operates On: Remote,
and Regulator



3 Aerodynamic Blades



65% Electricity Saving
BLDC Technology



ESPRESSO
119113E

SWEEP (MM)	POWER (W)	AIR DELIVERY (CMM)	SPEED (RPM)
1200	29	220	350

View video to
know more



Kühl PRIMA A1-DUO



CML- 8800112515
For BIS certification details,
please visit www.bis.gov.in



WHITE
119112W



Kühl PRIMA A1-DUO



Low Noise & High Airflow



Operates On: Remote,
and Regulator



3 Aerodynamic Blades



65% Electricity Saving
BLDC Technology



ESPRESSO
119112E

SWEEP (MM)	POWER (W)	AIR DELIVERY (CMM)	SPEED (RPM)
1200	29	220	350

View video to
know more




MIST FAN RANGE

Kühl EXZEL SERIES

Kühl EXZEL H1



IS 302-2-80



CML 8800168218
For BIS certification details,
please visit www.bis.gov.in



Mist Fan

Kühl EXZEL H1

Next-Gen Cooler Fan | 400 MM (16")

WHITE
119072W



Ultrasonic Mist Humidifier



8 Wings, Aerodynamic Blades



Does Not Increase Humidity in Room



Operates On:
Remote & Touch Button



Fast Cooling with High Air Delivery



65% Electricity Saving
BLDC Technology



Water Tank Capacity for 8 Hrs (2.2L)



Digital Display of
Speed and Mist

H1 SILVER
119072S



SWEEP (MM)	POWER (W)	AIR DELIVERY (CMM)	SPEED (RPM)
400	60	77	1200

View video to
know more



Kühl EXZEL H3



IS 302-2-80



CML: 8800168218
For BIS certification details,
please visit www.bis.gov.in

Mist Fan

Kühl EXZEL H3

Next-Gen Cooler Fan | 450 MM (18")

BLACK
119074K



-  Ultrasonic Mist Humidifier
-  11 Wings, Aerodynamic ABS Blades
-  Fast Cooling with High Air Delivery
-  Operates On: Remote & Touch Button
-  Negative IONS Purify Air
-  65% Electricity Saving BLDC Technology
-  Water Tank Capacity for 8 Hrs (6L)
-  Swing/Tilt Function

SWEEP (MM)	POWER (W)	AIR DELIVERY (CMM)	SPEED (RPM)
450	150	110	850

View video to know more




TPW RANGE

Kühl INSPIRA SERIES

Kühl INSPIRA P1



IS 302-2-80



CML: 8800168218

For BIS certification details,
please visit www.bis.gov.in





P1 WHITE
119071W

Kühl INSPIRA P1

400 MM (16")



Low Noise & High Airflow



Operates On:
Remote & Touch Button



Aerodynamic ABS Blades



65% Electricity Saving
BLDC Technology



Digital Display of Speed



Swing/Tilt Function



P1 BLACK
119071K

SWEEP (MM)	POWER (W)	AIR DELIVERY (CMM)	SPEED (RPM)
400	28	77	1200

View video to
know more



Kühl INSPIRA P2



IS 302-2-80



CML: 8800168218

For BIS certification details,
please visit www.bis.gov.in





P2 WHITE
119075W

Kühl INSPIRA P2

450 MM (18")



Low Noise & High Airflow



Operates On:
Remote & Touch Button



Strong Aluminium Blades



65% Electricity Saving
BLDC Technology



Digital Display of Speed



Swing/Tilt Function



P2 BLACK
119075K

SWEEP (MM)	POWER (W)	AIR DELIVERY (CMM)	SPEED (RPM)
450	60	145	1400

View video to
know more



Kühl INSPIRA T1



IS 302-2-80



CML: 8800168218
For BIS certification details,
please visit www.bis.gov.in





T1 WHITE
119082W

Kühl INSPIRA T1

400 MM (16")



Low Noise & High Airflow



Operates On:
Remote & Touch Button



Aerodynamic ABS Blades



65% Electricity Saving
BLDC Technology



Digital Display of Speed



Swing/Tilt Function




T1 BLACK
119082K

SWEEP (MM)	POWER (W)	AIR DELIVERY (CMM)	SPEED (RPM)
400	28	77	1200

View video to
know more



Kühl INSPIRA W1



IS 302-2-80



CML: 8800168218

For BIS certification details,
please visit www.bis.gov.in





W1 WHITE
119081W

Kühl INSPIRA W1

400 MM (16")



Low Noise & High Airflow



Operates On:
Remote & Touch Button



Aerodynamic ABS Blades



65% Electricity Saving
BLDC Technology



Digital Display of Speed



Swing/Tilt Function



W2 BLACK
119081K

SWEEP (MM)	POWER (W)	AIR DELIVERY (CMM)	SPEED (RPM)
400	28	77	1200

View video to know more



Kühl HAWAII SERIES





IS 302-2-80



C.M.L. 8800153218

For BIS certification details, please visit www.bis.gov.in



Kühl

Hawaii



T1 WHITE
119083W

Kühl HAWAII

Desktop Swing Fan | 165 MM (6.5")



Low Noise & High Airflow



Swing Function
Left to Right



Compact and Lightweight



Up to 70° Tilt
Head Function



3 Speed Control Knob

SWEEP (MM)	POWER (W)	AIR DELIVERY (CMM)	SPEED (RPM)
165	35	06	2350

View video to
know more



Kühl VENTIS SERIES



IS 302-2-80



CMIL - 8000163218

For BIS certification details,
please visit www.bis.gov.in



WHITE (8")
119085W

Kühl VENTIS

BLDC Ventilator Fan



High Airflow



Low Noise



Ideal for Kitchen and Bathroom



WHITE (6")
119084W



BLACK (6")
119084K

SWEEP (MM)	POWER (W)	AIR DELIVERY (CMH)	SPEED (RPM)
200	09	650	1600
150	04	245	2000

View video to know more



Role of an ASM

- While RM works on expanding the Distributors network ASM should work at the ground level to strengthen the market place
- Distributor should have 50 + Retailers and most should have Sales Boys work at almost all the Retail counters
- Each Sales Boy earns his commission as per his sales slab that he achieves
- ASM's role is to continuously train them to sell better. This can be done everyday between 5.30 pm to 8 pm by interacting with customers at different outlets
- Dual Objective- The more he sells the more he earns.
- ASM's role is also keep exploring New retailers and connecting them back to the distributor and keep expanding the retailer network

Videos

Kuhl Prime A 1 DUO

Salesman



Kühl[™]
Stylish Fans



Friends



Kühl
Stylish Fans



Range - Architect perspective

The logo consists of the letters 'VA' in a bold, sans-serif font. The letters are gold-colored and have a 3D effect, appearing to be raised from the dark sign. The 'V' and 'A' are connected at the top.

VA ASSOCIATES

— ARCHITECTS & INTERIOR DESIGNERS —